



# HOW TO REGISTER FOR THE SIMS PARENT APP

**STEP 1:** Download the SIMS Parent App from the App store to your phone or iPad.



NOTE – if your phone cannot download apps then use the following web address.

## SIMS Parent


<https://www.sims-parent.co.uk/>

Single Sign-On for your school's teachers, staff and pupils.

**STEP 2:** An invitation email will be sent to you, similar to the one below, click on

Accept Invitation

This invitation will be sent to the email address that we currently hold in our SIMS database, if it is not correct, please contact the school.

 **noreply@sims.co.uk** 09:10  
To: YOUR EMAIL ADDRESS APPEARS HERE

---

## St Catherines College invites you to SIMS Parent

**EXTERNAL**

**CAUTION:** This email originated from outside the C2k Service. Do not click links or open attachments unless you recognize the sender and know the content is safe.

Hi **Name of Parent**

You're invited to start using SIMS Parent to manage your child's personal details at St Catherines College. If enabled by the school, you can also view child's attendance, school reports, homework assignments and more.

Simply accept this invitation and register within 90 days.

Accept Invitation

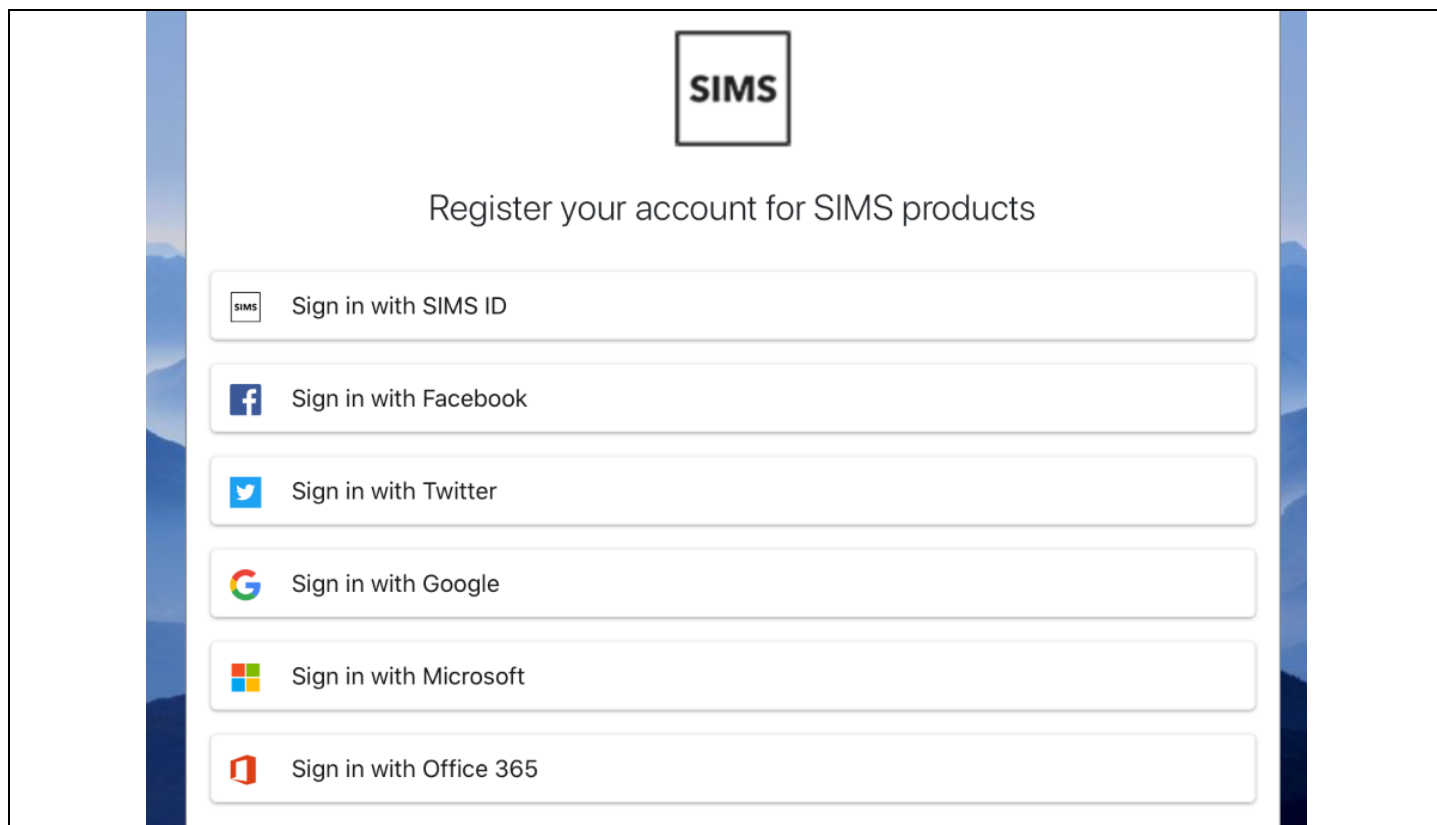
If the button above doesn't work, copy and paste the following link into your browser.  
<https://id.sims.co.uk/registration/home/soscode>

Should you need to enter it, your personal invite code is: **BT3YXG8GBM** Personal invite codes are unique, please do not use this one.

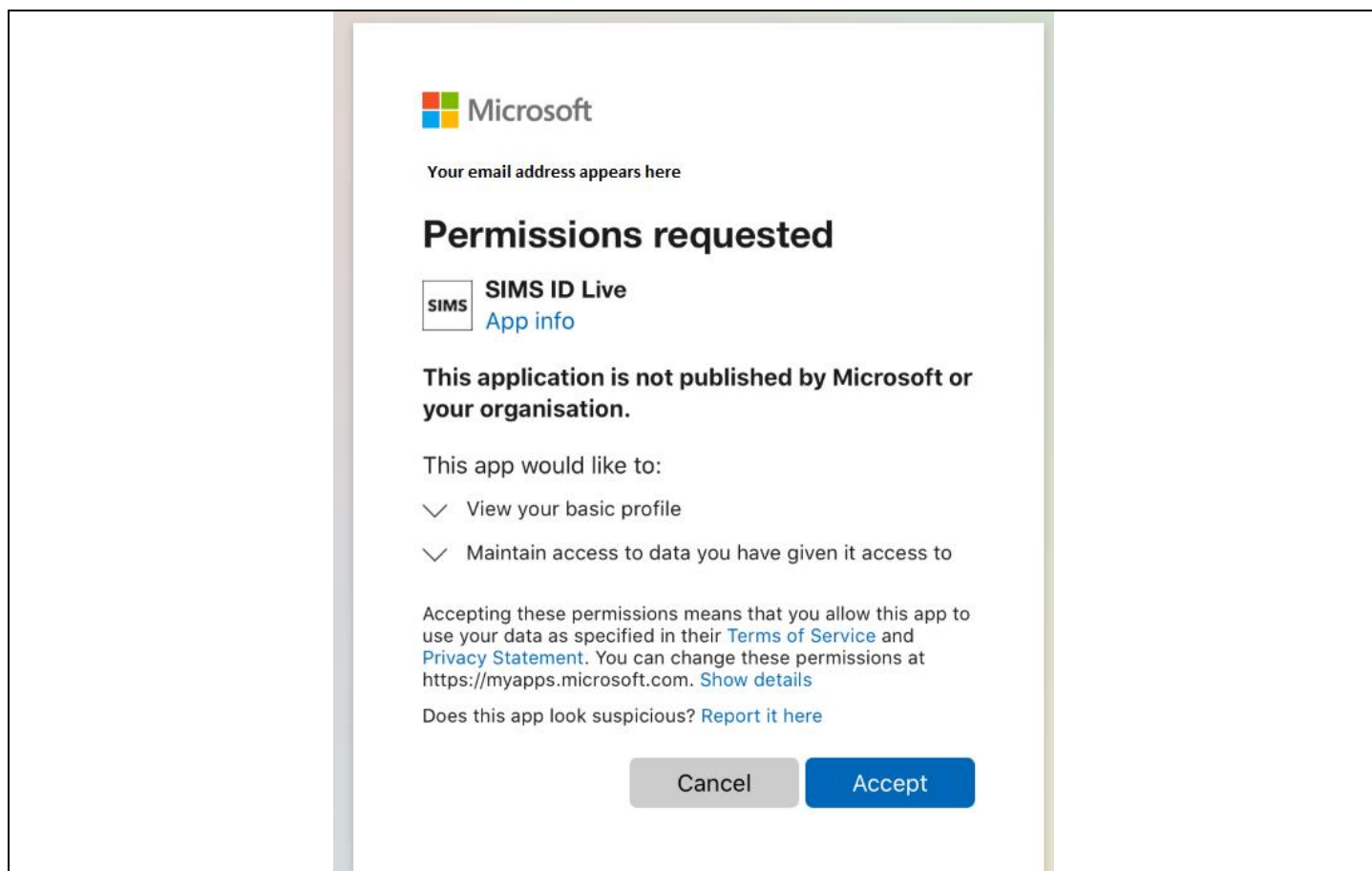
---

Once you've registered you can sign in using your web browser at [www.sims-parent.co.uk](http://www.sims-parent.co.uk).

**STEP 3:** Register with one of the following, **except for SIMS ID**. Facebook is one of the best accounts to register with.



**STEP 4:** Accept Permissions – this is how the screen will look if you have registered with Office365.



**STEP 5:** Click on

Register

**SIMS** Hello Name of Parent

## Registration

You will have received a new service invite code from either Capita SIMS or from your school administrator.  
Please enter the code below and tap or click Register.

**Name**  (not you?)

**Signed in with**

**Invitation Code**  Unique Invitation Code

Register

© 2020 - Capita Education Software Solutions

**STEP 6:** Enter your child's date of birth, in the format requested.

**SIMS** Hello Name of Parent

## Registration - Answer Security Questions

You are required to provide a second piece of information to confirm your identity.

**What is your date of birth? (dd/mm/yyyy)**

Verify

© 2020 - Capita Education Software Solutions

You should now be able to access the SIMS Parent App, if not, please see support for parents.